



Bolt Series

Professional High-Precision Laser Engraver

Small Footprint, Big Performance



See Our Video ▶▶



Your Ultimate High-Precision Laser Engraver

The **Bolt Series** combines compact design with industrial-grade performance. Featuring an RF metal laser tube, up to 1,200 DPI resolution, and 0.01 mm engraving accuracy, it delivers exceptional detail and efficiency. Built for professionals seeking precision and reliability, the Bolt Series offers true plug-and-play operation for studios, classrooms, and workshops.



Flexible Sizes for Versatile Applications

Bolt Pro 36

915*610 mm
(36.0"x24.0")

Bolt Plus 24

610 x407 mm
(24.0"x16.0")


Bolt

508*305mm
(20.0"x 12.0")

From hobbyists to small workshops and growing enterprises, the Bolt Series adapts to your needs and scales with your business. With working platforms ranging from 20 to 36 inches wide, it accommodates a wide variety of materials and project types—making laser creation more efficient and profitable.

- Intricate detail engraving
- Rotary engraving for cylindrical items
- Batch engraving for consistent productivity

Key Features



Engineered for Accuracy

With an advanced RF metal tube, the Bolt Series delivers engraving resolution up to 1,200 DPI and accuracy within 0.01 mm. Every line, shade, and texture is captured with microscopic precision.

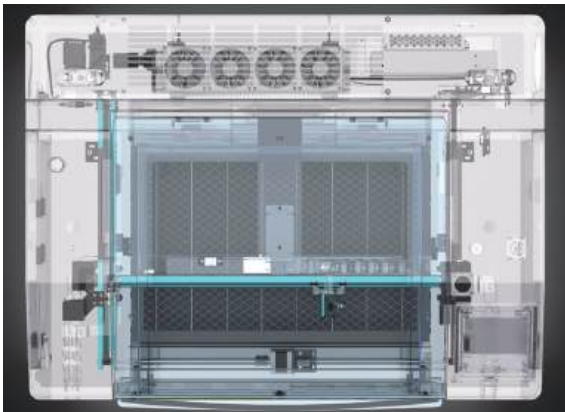
- Ultra-fine engraving accuracy
- Photo-realistic results
- Captures every subtle texture



Speed That Delivers

Reaching speeds of up to 2,000 mm/s, the Bolt Series empowers you to create at the pace of inspiration, whether you're producing in batches or crafting custom masterpieces.

- Lightning-fast engraving performance
- Accelerates production from idea to finish
- Built for speed and creativity



Reliability Built to Last

Crafted with an all-metal frame and verified through a rigorous 3-step quality inspection, the Bolt Series ensures long-term precision and consistency.

- Industrial-grade durability
- 3-step quality control
- 100+ checkpoints, 100% tested



Dual Air Assist

Cleaner Cuts, Sharper Details



Rotary Accessible

Cylinder Process Ready



High Precision Camera

High-Resolution Live View

Adapt Seamlessly With LaserMaker®



Designed for Thunder Laser systems, **LaserMaker®** offers powerful yet simple control. Its intuitive interface streamlines setup, material tuning, and real-time preview—ensuring every engraving is accurate, consistent, and effortless.

Multiple Accessories To Extend Creativity



Optional Laser Lens

Switch lenses to match your project needs. The optional 2.0", 2.5", and 4.0" focus lenses provide flexibility for ultra-fine engraving or deeper cutting, ensuring optimal results across different materials and thicknesses.



Rotary Axis

Engrave cylindrical objects with precision and ease. The rotary attachment delivers consistent results on cups, bottles, and other round items. A recessed tray lowers the working height, improving stability and fitting more cylindrical shapes.

Localization Support Team To Stand-by



Warranty

Comprehensive coverage with reliable after-sales protection.



Training

Standard & customized service at your place or online.



Technical Support

Expert guidance and fast-response assistance whenever you need it.

Material Capabilities With Thunder Bolt

Material	Engraving	Cutting
Wood	√	√
Cork	√	√
Acrylic	√	√
Fabric	√	√
Glass	√	
Plastic	√	√
Mirror	√	
Bread	√	√
Ceramics	√	
Stone	√	
Leather	√	√
Rubber	√	√
MDF	√	√
Cardboard	√	√
Slate	√	
Anodized Aluminium*	√	
Stainless Steel*	√	

*The Bolt Series Cannot Engrave The Bare Metal Directly But With Coated Paint

Make Them Happen With Bolt



Acrylic Pendant




Photo Engraving



Rubber Stamps



Wooden bookmark



Leather Notebook



Glass Artwork



Paper packaging



Stone Coaster

Technical Data



Models	Bolt	Bolt Plus 24	Bolt Pro 36
Laser Tube	30W RF Laser Tube (Standard)	60W RF Laser Tube (Standard)	80W RF Laser Tube (Standard)
Machine Size	941*724*498mm (37.0" x 28.5" x 19.6")	1125*925*585mm (44.3" x 36.4" x 23.0")	1430*1125*1225mm (56.3" x 44.3" x 48.2")
Machine Net Weight	77kg (169.7 lbs)	132kg (291.0 lbs)	265.5kg (585.3 lbs)
Working Area	508*305mm (20.0" x 12.0")	610*407mm (24.0" x 16.0")	915 *610 mm (36.0" x 24.0")
Z Axis Height	130mm / 4.45"	160 mm / 6.30"	210 mm / 8.26"
Max Engraving Speed	1500mm/s	2000mm/s	2000mm/s
Acceleration Speed	3G (30000mm/s ²)	5G (50000mm/s ²)	5G (50000mm/s ²)
Cooling	Air Cooling	Air Cooling	Air Cooling
Air Assist	Dual Air Assist	Dual Air Assist	Dual Air Assist
Rotary	Supported, Rotary Tray Included	Supported, Rotary Tray Included	Supported
Standard Lens	2.5"	2.5"	2.5"
Auto-Focus	Yes	Yes	Yes
Resolution	1,200 DPI (With 1.5" Lens)	1,200 DPI (With 1.5" Lens)	1,200 DPI (With 1.5" Lens)
SoftWare	LightBurn, LaserMaker, and RDWorks Supported		



+86 181 0304 3363



www.thunderlaser.com



Sales Email: sales@thunderlaser.com

Tech Email: tech@thunderlaser.com



Room 1101, Building 3, No.68, Xingzhou Road, Shatian Town, Dongguan City, Guangdong Province China



Facebook



Youtube



Linkedin



instagram